

SAFE PULL – Install seam felt with maximum SAFETY

Safe and quick way to install seamed press felts

PRINCIPLE

Safe and quick way to pull a seamed felt into the machine for seaming

Device removes the need for dangerous and partly banned steps when installing a seamed press felt

WORKING SAFETY

Does not require working personnel physical performance

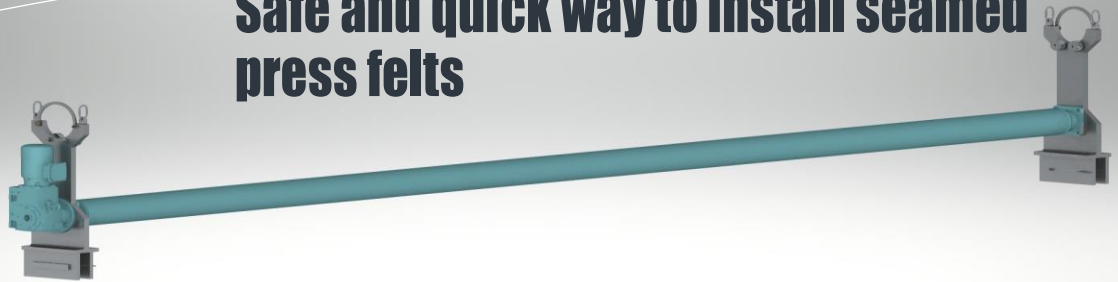
The use of the overhead crane for towing performance is no more needed

Pulling rope is no longer a danger for the workers

Pulling rope and the triangle leader of the felt spool on the same axel


Device allows very accurate positioning for seaming

Adjustable torque reduces the risk for damages




- **SafePull F**

- solid installation for one press felt position



- **SafePull M**

- moveable device for the use in more than one position



- **SafePull L**

- Lifting device which takes the felt package from the floor level

Agentus Oy

Linderinpolku 51 D, 05720 Hyvinkää / Jukka Tani +358 (0)50 5002030

agentus